

The logo features a stylized orange hand holding a blue map of Mississippi. An orange arrow points upwards from the top of the map.

MISSISSIPPI  
OFFICE *of*  
STUDENT  
FINANCIAL AID

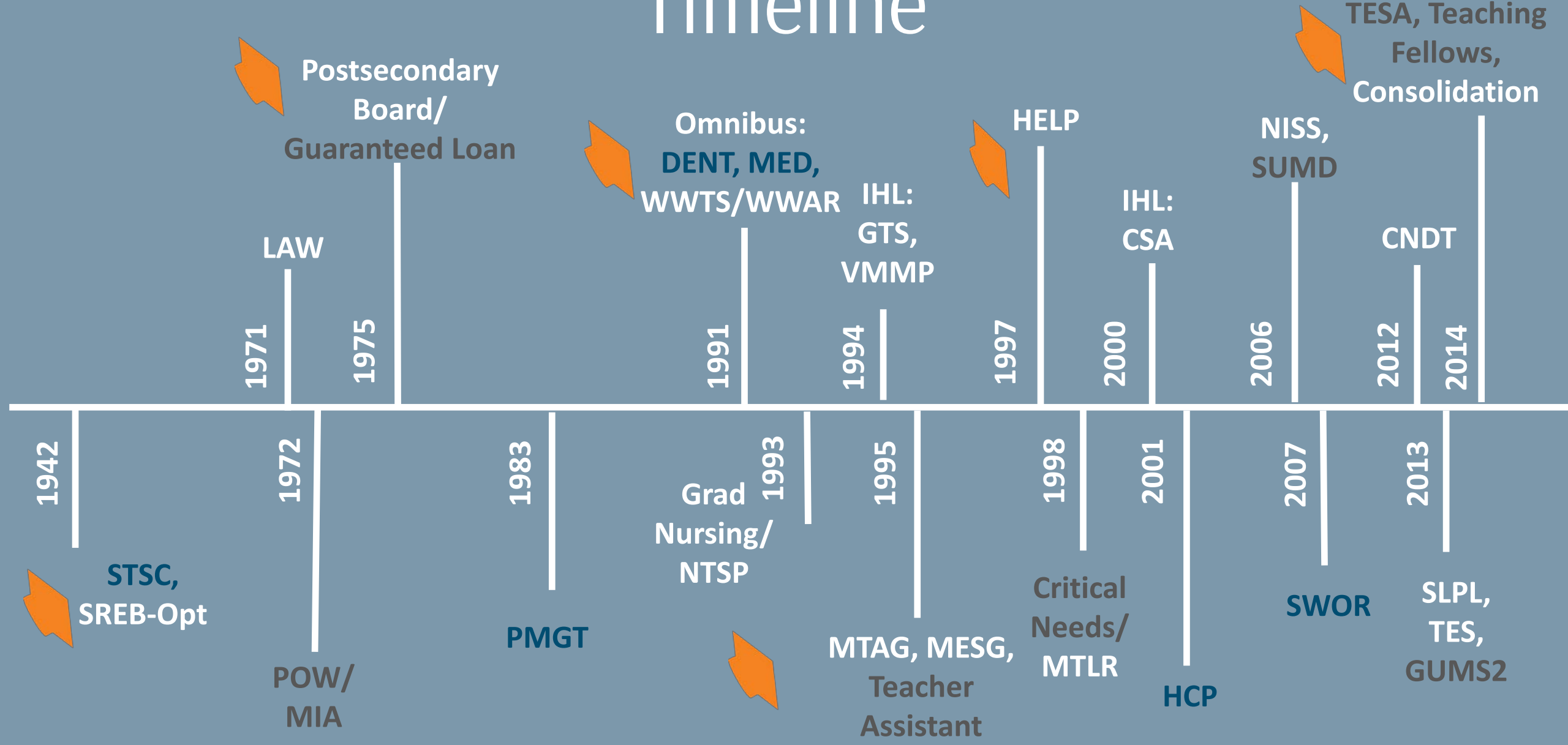
# Postsecondary Board Meeting

May 21, 2020

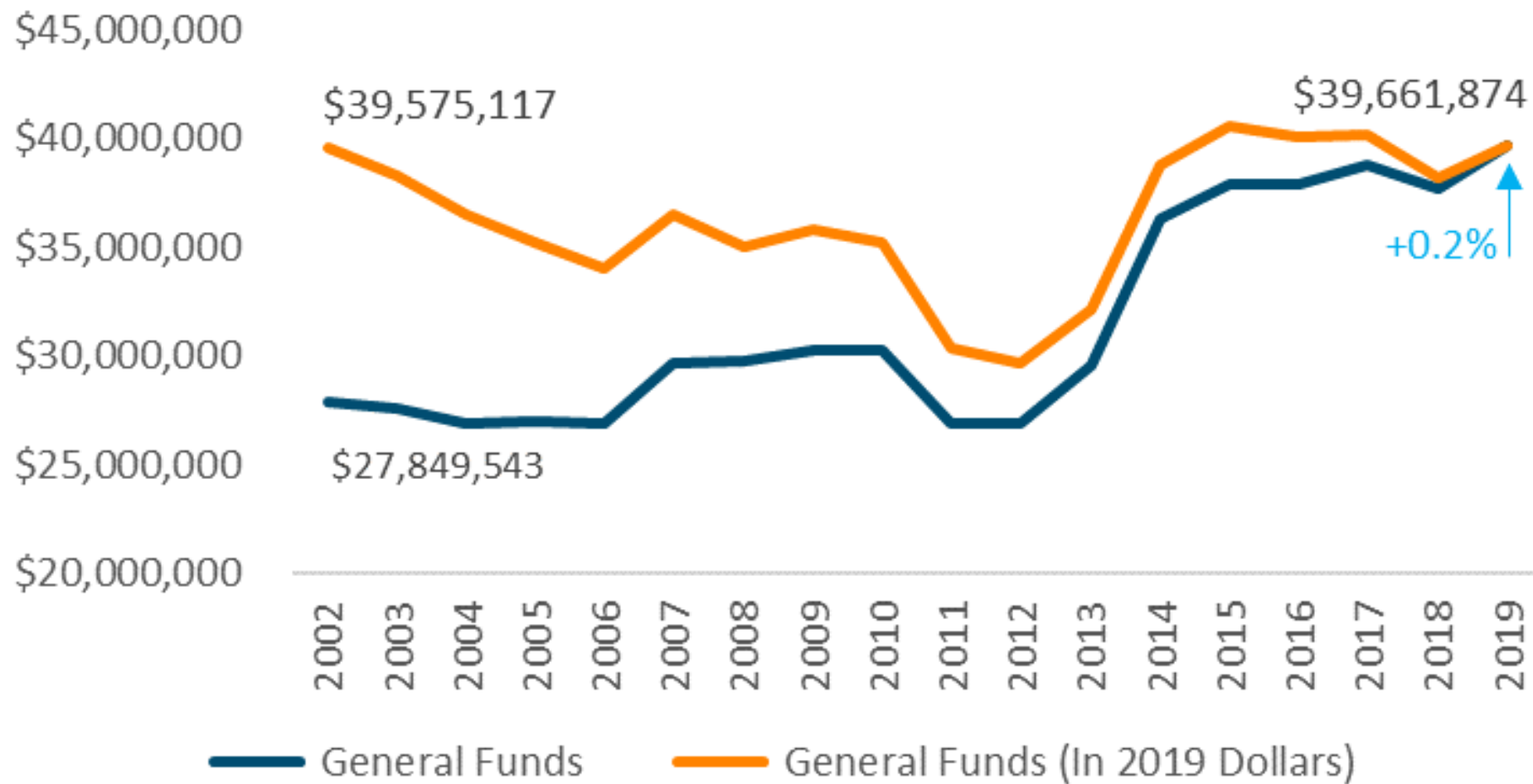


Discontinued or never funded  
 Specifically unfunded in appropriation

# Timeline




## General Fund Appropriations



# Growth of HELP

Aid Year	Awards	Amount
2009-10	289	\$ 1,265,238
2010-11	316	\$ 1,528,257
2011-12	652	\$ 3,153,418
2012-13	918	\$ 4,852,533
2013-14	1,381	\$ 7,443,326
2014-15	1,840	\$ 10,184,010
2015-16	2,661	\$15,117,951
2016-17	2,912	\$16,762,793
2017-18	3,188	\$19,001,384
2018-19	3,959	\$23,921,182
2019-20	4,396	\$26,955,949



# Budget History

(in millions)

	FY 2015	FY 2016	FY 2017	FY 2018	FY 2019	FY2020
<u>Revenues</u>						
Original	\$ 42.860	\$ 42.046	\$ 41.099	\$ 40.550	\$ 42.271	\$ 43.058
Deficit	\$ 0.600	\$ 4.000			\$ 1.500	\$ 4.000
<b>Total</b>	<b>\$ 43.460</b>	<b>\$ 46.046</b>	<b>\$ 41.099</b>	<b>\$ 40.550</b>	<b>\$ 43.771</b>	<b>\$ 47.058</b>
<u>Expenses</u>						
Awards	\$ 41.122	\$ 43.915	\$ 38.957	\$ 37.939	\$ 42.190	\$ 45.598
Misc.	\$ 0.923	\$ 0.000	\$ 0.000	\$ 0.000	\$ 0.159	\$ 0.000
Admin.	\$ 1.165	\$ 1.182	\$ 1.127	\$ 1.163	\$ 1.249	\$ 1.282
<b>Total</b>	<b>\$ 43.210</b>	<b>\$ 45.097</b>	<b>\$ 40.085</b>	<b>\$ 39.102</b>	<b>\$ 43.598</b>	<b>\$ 46.880</b>
<u>Balance</u>	\$ 0.250	\$ 0.949	\$ 1.014	\$ 1.448	\$ 0.173	\$ 0.178

# FY 2021 Scenarios

## Best Case:

### Level Demand/Level Funding

- \$4 million below need
- Award only grants
- Prorate each annual award 8-9%
  - MTAG: \$40-45 F/S or \$80-90 J/S
  - MESG: \$200-225
  - HELP: \$240-270 CC or \$640-720 IHL

## Worst Case:

### Increased Demand/10% Cuts

- \$10.5 million below need
- Award only grants
- Prorate each annual award 22%
  - MTAG: \$110 F/S or \$220 J/S
  - MESG: \$550
  - HELP: \$660 CC or \$1,760 IHL



# Discussion about ACT Superscores


# ACT Superscoring

Test Date	English	Math	Reading	Science	Composite
February	17	18	19	21	19
April	19	<b>19</b>	20	22	20
June	<b>19</b>	18	<b>22</b>	<b>22</b>	20
<b>Superscore</b>	<b>19</b>	<b>19</b>	<b>22</b>	<b>22</b>	<b>21</b>



# Who Benefits?

- Students who take multiple tests
  - 2 tests: +0.45
  - 5 tests: +0.97
- Students who take 5 tests:
  - White – 62.9%
  - African-American – 27.9%



# Impact on State Aid



<b>Graduation Year</b>	<b>MESG-Eligible 29 ACT Superscore</b>		<b>HELP-Eligible 20 ACT Superscore</b>	
2017	291	\$ 647,766	524	\$ 3,213,168
2018	372	\$ 828,072	556	\$ 3,409,392
2019	374	\$ 832,524	566	\$ 3,470,712
<b>Average</b>	<b>346</b>	<b>\$ 769,454</b>	<b>549</b>	<b>\$ 3,364,424</b>

# Discussion about FY 2022 Budget Request

